

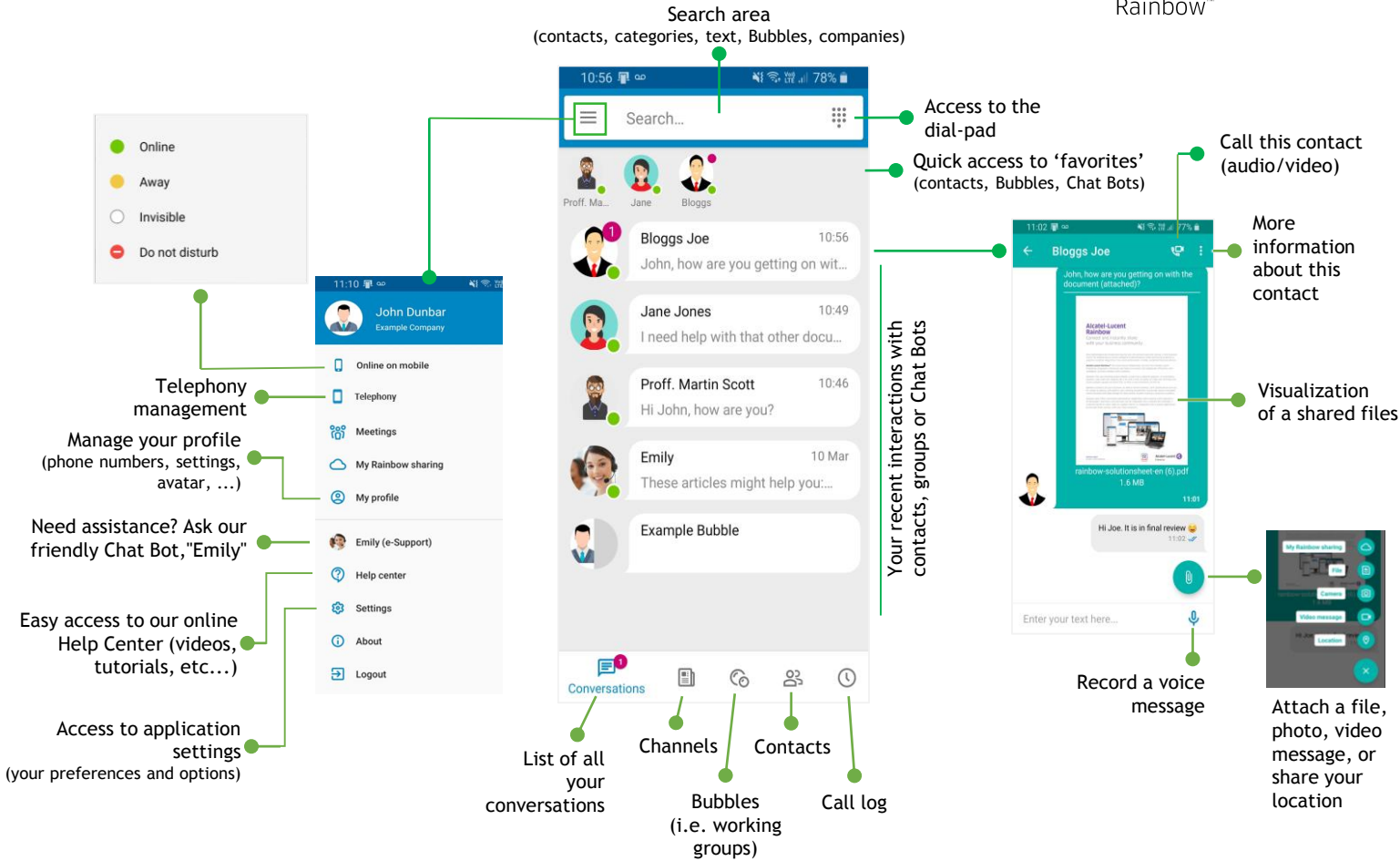
Rainbow - Quick Start Guide

USE ON ANDROID SMARTPHONE



Some features described in this document require a specific subscription level.

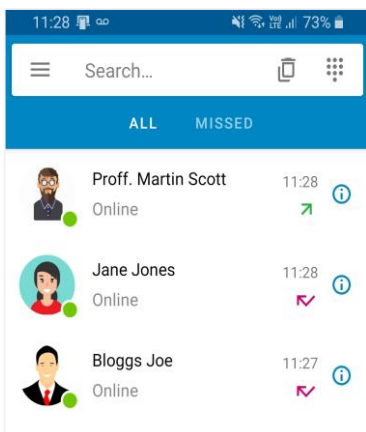
Discover your mobile collaborative solution



Main features of the Android application include

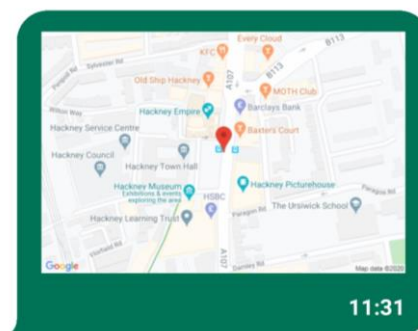
TELEPHONY

- GSM mode or softphone mode (calls through the internet (VoIP))
- Automatic availability detector (engaged, available, etc.)
- Professional voicemail notification
- Call management: re-dial, transfer, three-way conference, call forwarding to professional voicemail or a separate line
- Search in both your company directory and personal contact list
- Detailed call history



COLLABORATION

- Contact management
- Instant messaging and automatic presence identifier
- Audio/video communication with other users
- Bubbles (groups) with users both within or outside your organization, (chat, file sharing, ...)
- Video conferencing with up to 30 participants (screen sharing available)
- Audio conferencing with up to 100 participants (screen sharing available)
- Access to internal or external updates through the Channel feature. Include both text and multimedia (links, images, files, videos)
- Personal cloud-file storage up to 20GB
- GPS location sharing (Google Maps)




Manage your incoming calls efficiently




I will call you as soon as I am free.
I'm just in a meeting.

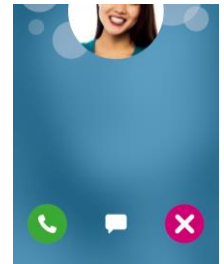
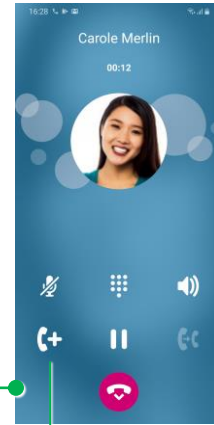
Reply with an instant message when unavailable



When you have a voicemail service associated with your account



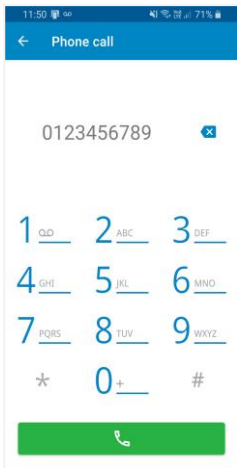
When you don't have a voicemail service associated with your account



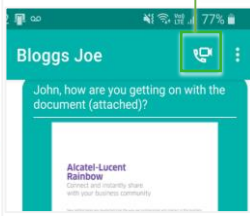
Audio VoIP call (not through business telephony system)

Make or answer a second call

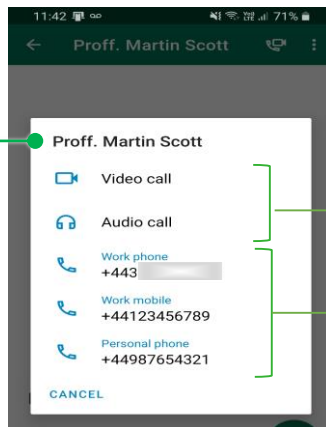
Make business calls



To enter a number, use the dial-pad

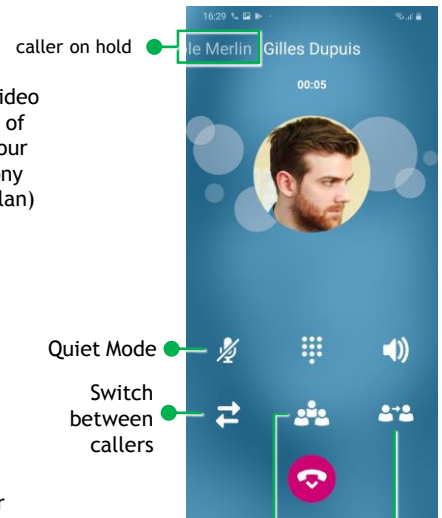


Search for a contact, then select the type of call you would like to initiate



Make an audio or video VoIP call (this type of call does not use your company's telephony system or calling plan)

Make a call to their work or personal number (using your normal calling-plan or business telephony system)



Quiet Mode

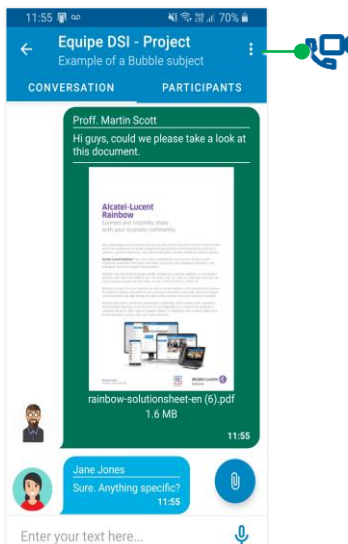
Switch between callers

Go to three-party Conf.


Transfer the call

Bubbles & Web Conferencing

- Create and operate Bubbles (working groups) with both internal and external guests
- At any time, you can launch a video-web conference with all the participants in your bubble (maximum 30)



Change your camera (i.e front camera)



Change your camera (i.e. back camera)



- Web conferencing makes it easy to mix voice, video and screen sharing for all participants.
- Participants can join a conference via their web browser, mobile (iOS & Android), Rainbow client (Windows or Mac), or through our Rainbow Room solution.
- Increase the picture size of any participant
- Let any participant share their screen

